B6F



- B6F load cells are available in the capacities 50kg～2000kg.
- 17-4PH stainless steel construction, potted by adhesive inside, oil proof, waterproof, anti-corrosive gas and medium making it suitable for all kinds of environments.
- Single point with parallel beam, suitable for electronic scales, platform scales, belt scales and other electronic weighing devices.
- Max. platform size:
  50kg～200kg 400×400mm
  250kg～500kg 600×800mm
  750kg～2000kg 1200×1200mm

Features

- Capacity: 50kg～2000kg
- High accuracy
- Stainless steel construction
- Low profile and easy installation

Specifications

Capacity	kg	50/100/150/200/250/300/400/500/750/1000/1500/2000	
Accuracy		C2	C3
Maximum number of verification intervals	nmax	2000	3000
Minimum load cell verification interval	Vmin	Emax/5000	Emax/10000
Combined error	(%FS)	≤±0.030	≤±0.020
Creep	(%FS/30min)	≤±0.024	≤±0.016
Temperature effect on sensitivity	(%FS/10℃)	≤±0.017	≤±0.011
Temperature effect on zero	(%FS/10℃)	≤±0.023	≤±0.015
Output sensitivity	(mv/v)	2.0±0.2/2.0±0.002	
Input resistance	(Ω)	384±4/400±20	
Output resistance	(Ω)	351±2.0	
Insulation resistance	(MΩ)	≥5000(50VDC)	
Zero balance	(%FS)	1.5	
Temperature, compensated	(℃)	-10～+40	
Temperature, operating	(℃)	-35～+70	
Excitation, recommended	(V)	5～12(DC)	
Excitation, max	(V)	18(DC)	
Safe overload	(%FS)	150	
Ultimate overload	(%FS)	300	
Corner correction		0.02%load value/100mm	

Note: output sensitivity of S1 type is 2.0±0.002mv/v, input resistance is 400±20

Outline Dimension mm(inch)

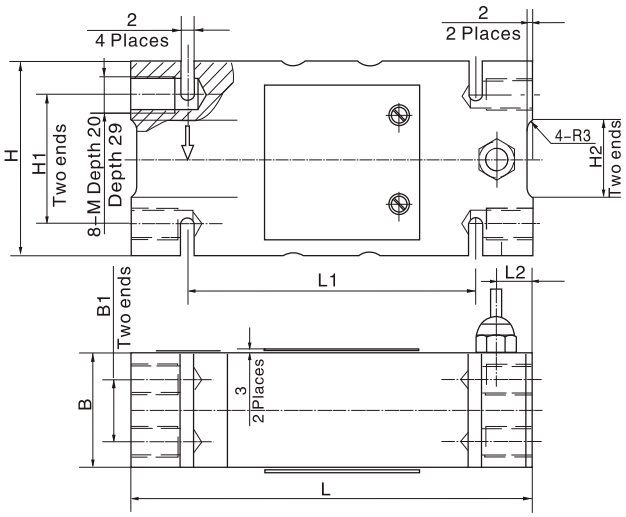

Dimension \ Capacity	50kg～200kg	250kg～500kg	750kg～2t
B	44(1.73)	60(2.36)	76(2.99)
B1	24(0.94)	36(1.42)	46(1.81)
H	75(2.95)	95(3.74)	125(4.92)
H1	50(1.97)	70(2.76)	95(3.74)
H2	30(1.18)	30(1.18)	65(2.56)
L	156(6.14)	146(5.75)	176(6.93)
L1	112(4.4)	110(4.33)	110(4.33)
L2	14(0.55)	11(0.43)	24(0.94)
M	M12–7H	M12–7H	M16–7H

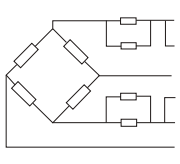

Wiring:
Adopt shielded, 4 conductor cable: Φ6.2mm
Standard cable length: 3m